

Signify Classified - Internal
Cooper Lighting Solutions Photometric Lab
1121 Highway 74 South
Peachtree City, GA 30269



Scaled data based on original data using
LM-79-08 Approved Method: Electrical and Photometric Measurements of Solid-
State Lighting Products

Test Report Prepared for
Cooper Lighting Solutions
(formerly Eaton)

Brand: LUMARK

Report Number: P980957

Luminaire Tested: **NFFLD-C55-7030-66**

Issue Date: 04/10/2025



Test Information

Test Method: LM-79-08
Report Number: P980957
Test Lab: INNOVATION CENTER(G2)
Issue Date: 04/10/2025
Manufacturer: COOPER LIGHTING SOLUTIONS (FORMERLY EATON)
Product Line: LUMARK
Catalog Number: NFFLD-C55-7030-66
Description: LUMARK NIGHT FALCON MEDIUM SIZE 150W 70CRI 3000K LED FIXTURE NEMA 6
Light Source: (2) 3000K CCT, 70 CRI LEDS
Ballast/Driver: ELECTRONIC DRIVER

Summary

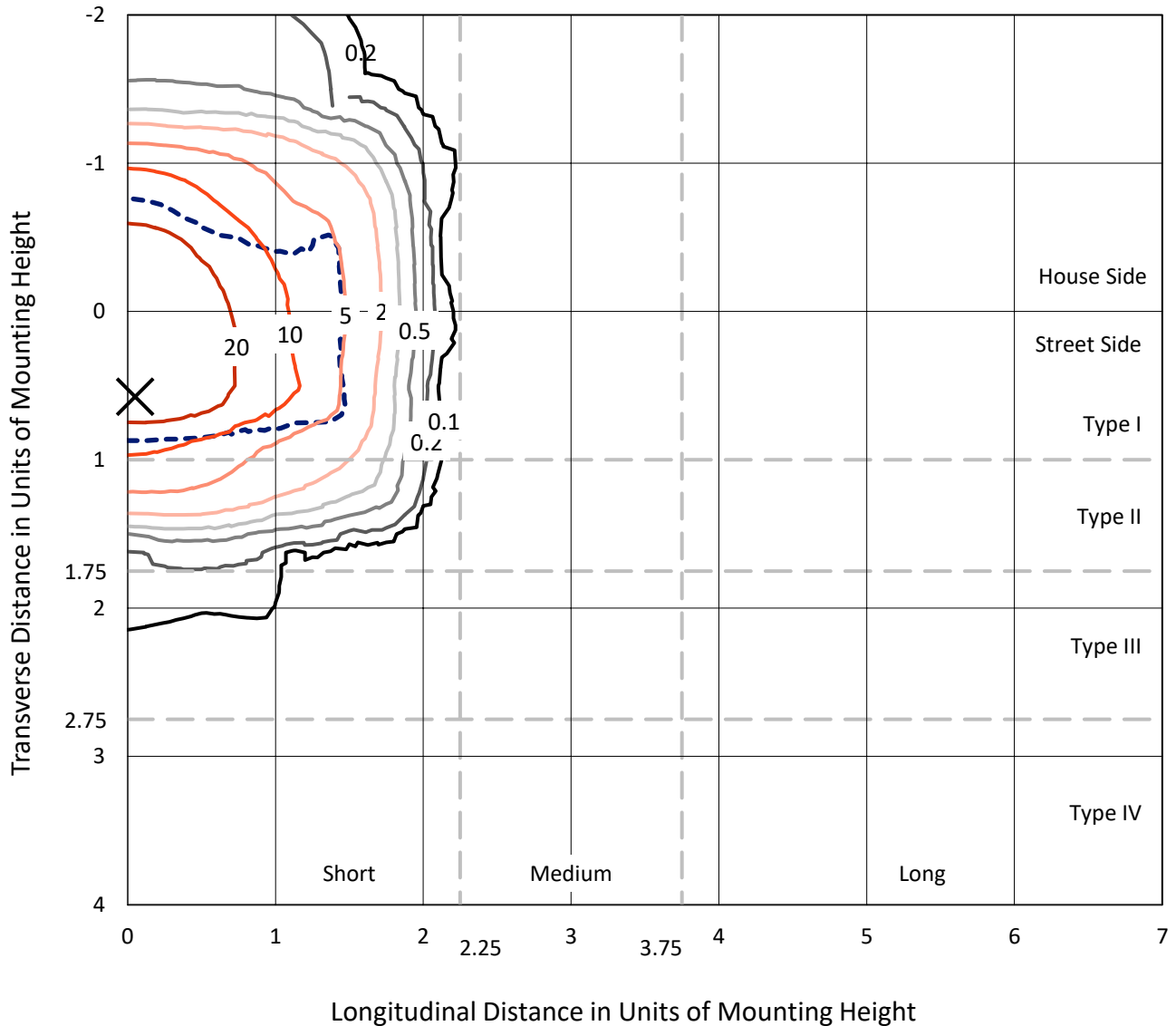
Lumens per Lamp: N/A
Luminaire Lumens: 23640.2 lumens
Efficiency: N/A
Efficacy: 157.2 lumens/watt
Luminous Opening: Rectangular (W 1' x L: 0.31' x H: 0')
IES Classification: Type I - Short
BUG Rating: B4 - U0 - G2

Input Watts (W): 150.4
Input Voltage (V): 120
Input Current (A_{in}): NR
Voltage Rise (V): NR
Power Factor: 0.99
Total Harmonic Distortion (THDi): 2.83%
Frequency (hertz): 60
Stabilization Time: NR
Operation Time: NR
Ambient Temperature (°C): NR
Test Distance: 28.75 FT

REPORT NUMBER: P980957
 CATALOG NUMBER: NFFLD-C55-7030-66

Iso-Footcandle Lines of Horizontal Illumination

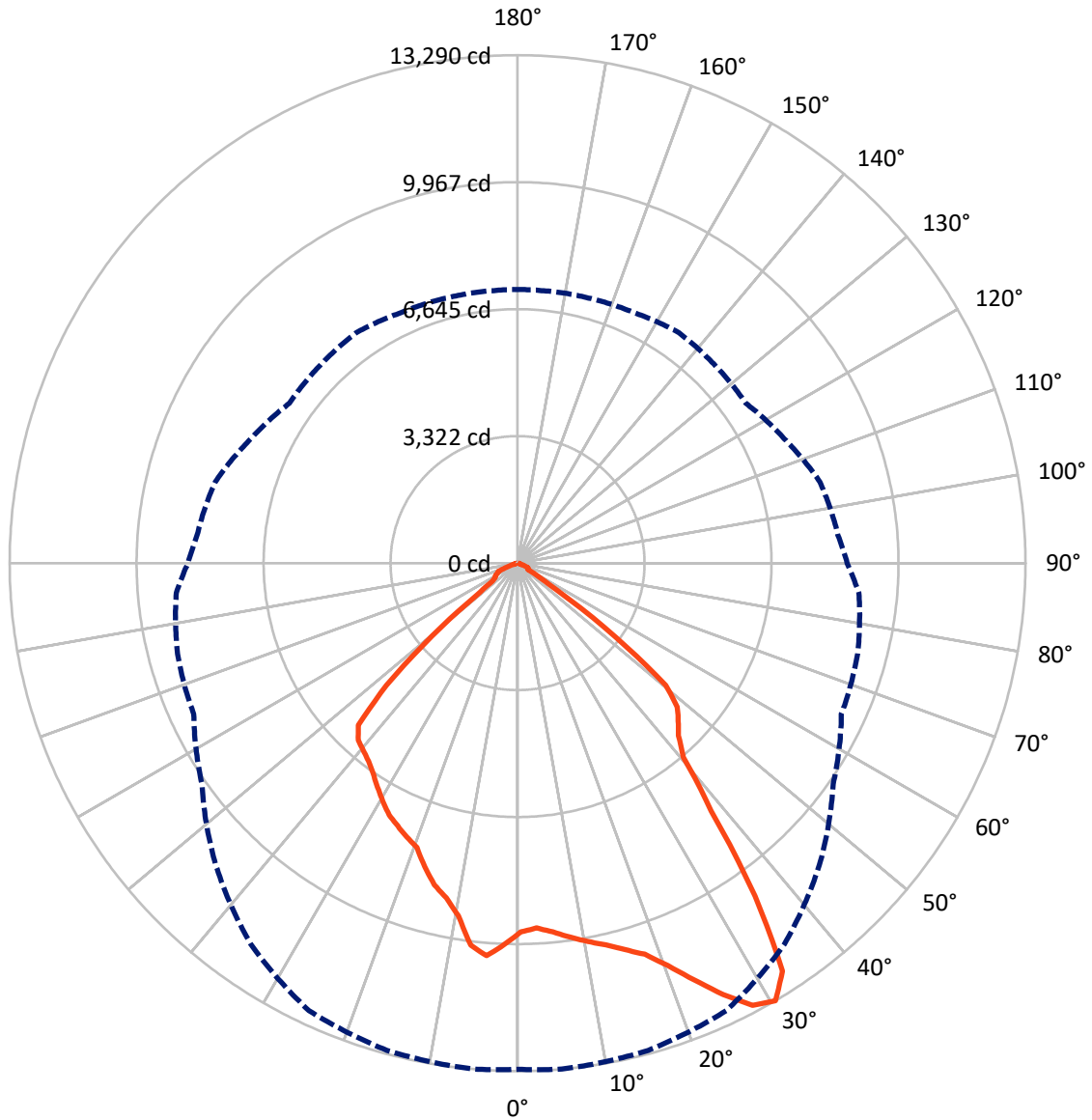
× Max cd
 - - - 1/2 Max cd



Based on 15 foot mounting height. Maximum calculated value = 43.9 fc
 Type I - Short - N/A

REPORT NUMBER: P980957
CATALOG NUMBER: NFFLD-C55-7030-66

Luminous Intensity Polar Plot



— Vertical Plane Through 5-Deg Lateral - - - Horizontal Cone Through 30-Deg Vertical

REPORT NUMBER: P980957
 CATALOG NUMBER: NFFLD-C55-7030-66

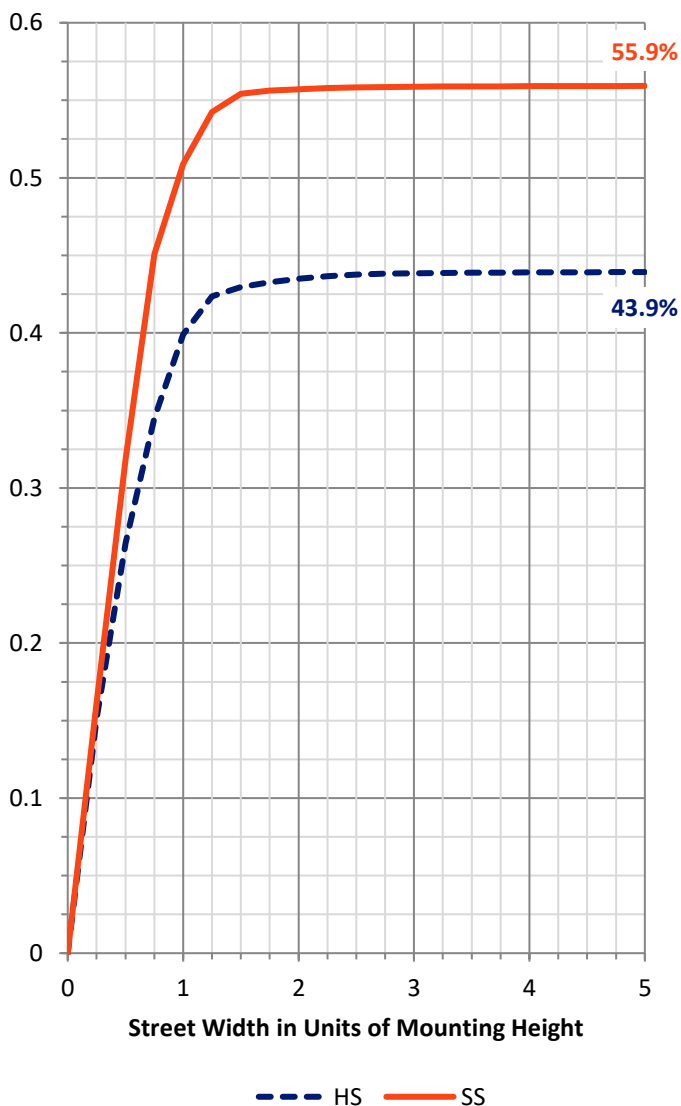
FLUX DISTRIBUTION:

		Downward	Upward	Total
House Side	Lumens	10455.8	0.0	10455.8
	% Fixture	44.2	0.0	44.2
Street Side	Lumens	13184.4	0.0	13184.4
	% Fixture	55.8	0.0	55.8
Total	Lumens	23640.2	0.0	23640.2
	% Fixture	100.0	0.0	100.0

Coefficient of Utilization

ZONAL LUMENS:

Zone	Lumens	% Fixture
0°-10°	943.9	4.0
10°-20°	2734.4	11.6
20°-30°	4357.4	18.4
30°-40°	5447.5	23.0
40°-50°	5345.8	22.6
50°-60°	3822.0	16.2
60°-70°	845.6	3.6
70°-80°	129.9	0.5
80°-90°	13.7	0.1
90°-100°	0.0	0.0
100°-110°	0.0	0.0
110°-120°	0.0	0.0
120°-130°	0.0	0.0
130°-140°	0.0	0.0
140°-150°	0.0	0.0
150°-160°	0.0	0.0
160°-170°	0.0	0.0
170°-180°	0.0	0.0
0°-90°	23640.2	100.0
0°-180°	23640.2	100.0

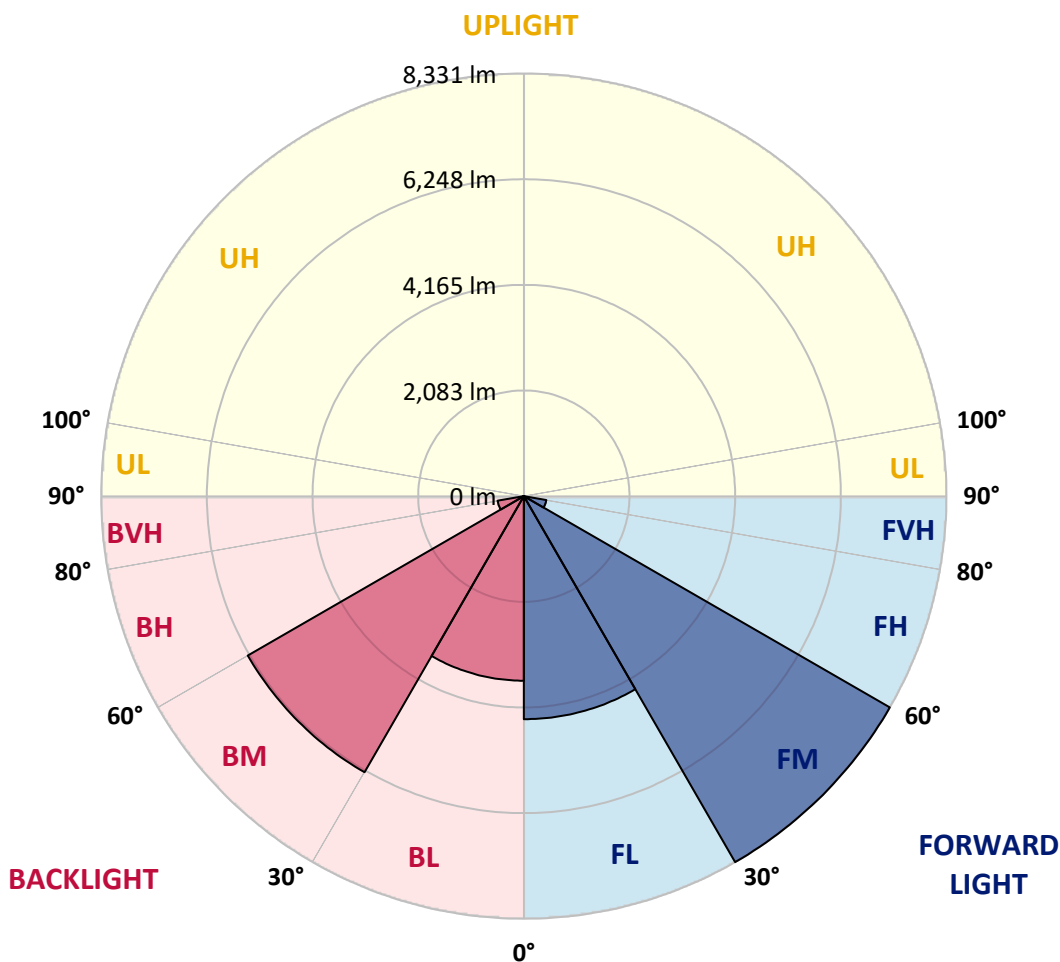


REPORT NUMBER: P980957
 CATALOG NUMBER: NFFLD-C55-7030-66

LUMINAIRE CLASSIFICATION SYSTEM LUMEN TABLE AND BUG RATING:

Zone	Lumens	% Fixture	Zone Rating/Lumen Limit		
			B	U	G
FL (0°-30°)	4396.9	18.6			
FM (30°-60°)	8330.8	35.2			
FH (60°-80°)	449.8	1.9			G0/660
FVH (80°-90°)	6.9	0.0			G0/10
BL (0°-30°)	3638.8	15.4	B4/5000		
BM (30°-60°)	6284.5	26.6	B4/8500		
BH (60°-80°)	525.7	2.2	B2/1000		G2/1000
BVH (80°-90°)	6.8	0.0			G0/10
UL (90°-100°)	0.0	0.0		U0/0	
UH (100°-180°)	0.0	0.0		U0/0	

BUG Rating: B4-U0-G2
 Type I Short





REPORT NUMBER: P980957

CATALOG NUMBER: NFFLD-C55-7030-66

CANDELA DISTRIBUTION (FULL):

	0°	5°	15°	25°	35°	45°	55°	65°	75°	85°	90°
0°	9649.1	9649.1	9649.1	9649.1	9649.1	9649.1	9649.1	9649.1	9649.1	9649.1	9649.1
2.5°	9541.1	9556.6	9572.0	9595.1	9626.0	9641.4	9626.0	9610.6	9602.8	9618.3	9626.0
5°	9672.3	9695.4	9703.1	9718.5	9734.0	9718.5	9710.8	9695.4	9687.7	9695.4	9718.5
7.5°	9865.1	9880.5	9872.8	9865.1	9857.4	9803.4	9749.4	9726.3	9726.3	9749.4	9811.1
10°	10034.8	10065.6	10027.1	9996.2	9942.2	9857.4	9764.8	9710.8	9726.3	9772.5	9849.7
12.5°	10250.8	10250.8	10212.2	10181.3	10057.9	9957.7	9834.2	9749.4	9749.4	9834.2	9919.1
15°	10513.0	10489.9	10474.4	10389.6	10243.0	10081.1	9926.8	9803.4	9780.3	9911.4	9965.4
17.5°	10844.7	10759.8	10721.3	10574.7	10374.2	10165.9	9957.7	9857.4	9788.0	9926.8	9865.1
20°	11299.7	11238.0	11114.6	10883.2	10474.4	10204.5	9957.7	9826.5	9772.5	9849.7	9788.0
22.5°	11885.9	11847.4	11569.7	11276.6	10736.7	10235.3	9919.1	9741.7	9726.3	9687.7	9556.6
25°	12603.3	12503.0	12217.6	11801.1	11130.0	10536.1	9911.4	9587.4	9533.4	9433.2	9201.8
27.5°	13212.6	13104.6	12757.5	12387.3	11670.0	10983.5	9973.1	9402.3	9340.6	9271.2	8985.8
30°	13243.4	13289.7	13197.2	12919.5	12171.3	11168.6	10081.1	9348.3	9209.5	8962.7	8623.3
32.5°	12618.7	12726.7	12950.3	13050.6	12549.3	11392.3	10173.6	9371.5	9116.9	8523.0	8245.3
35°	10482.1	10698.1	11616.0	12479.8	12657.2	11716.2	10250.8	9371.5	9086.1	8206.8	7990.8
37.5°	8052.5	8229.9	9008.9	10574.7	12179.0	11916.8	10420.4	9317.5	9047.5	8229.9	7936.8
40°	6579.3	6679.6	7019.0	8083.4	10497.6	11585.1	10590.1	9379.2	8931.8	8245.3	7967.7
42.5°	6178.2	6170.5	6101.1	6494.5	8006.2	10613.3	10705.8	9533.4	8739.0	8145.1	7913.7
45°	5908.3	5892.8	5831.1	5908.3	6332.5	8685.0	10621.0	9811.1	8499.9	7790.3	7636.0
47.5°	5615.2	5622.9	5599.7	5630.6	5553.5	6594.7	10142.8	9926.8	8091.1	7196.4	7142.4
50°	4913.3	5029.0	5337.5	5368.3	5167.8	5322.1	8685.0	9872.8	7798.0	7026.7	6980.4
52.5°	3054.4	3239.5	4149.7	4921.0	4805.3	4805.3	6625.6	9949.9	7273.5	6965.0	6995.8
55°	1079.8	1218.7	2221.4	3386.1	4303.9	4388.8	5237.2	8854.7	7211.8	7072.9	7103.8
57.5°	270.0	331.7	678.8	1465.5	2900.1	3980.0	4681.9	7312.0	5476.3	5283.5	5360.6
60°	316.2	308.5	424.2	470.5	1126.1	3147.0	4219.1	4936.4	3532.6	3308.9	3347.5
62.5°	339.4	316.2	331.7	416.5	185.1	1542.6	3362.9	2938.7	1457.8	1079.8	1141.5
65°	300.8	285.4	262.2	385.7	131.1	285.4	1982.3	863.9	208.3	331.7	300.8
67.5°	200.5	208.3	216.0	308.5	123.4	123.4	262.2	216.0	146.5	300.8	262.2
70°	115.7	123.4	146.5	185.1	123.4	100.3	115.7	177.4	123.4	300.8	262.2
72.5°	69.4	69.4	69.4	77.1	123.4	84.8	77.1	146.5	108.0	277.7	262.2
75°	54.0	54.0	54.0	46.3	108.0	54.0	54.0	115.7	92.6	200.5	200.5
77.5°	46.3	46.3	46.3	38.6	61.7	46.3	46.3	84.8	84.8	100.3	115.7
80°	30.9	30.9	30.9	30.9	38.6	38.6	30.9	46.3	38.6	46.3	54.0
82.5°	15.4	23.1	23.1	15.4	23.1	23.1	23.1	30.9	23.1	30.9	30.9
85°	7.7	7.7	7.7	7.7	7.7	7.7	7.7	15.4	7.7	7.7	15.4
87.5°	0.0	0.0	0.0	0.0	0.0	0.0	0.0	0.0	0.0	0.0	0.0
90°	0.0	0.0	0.0	0.0	0.0	0.0	0.0	0.0	0.0	0.0	0.0



REPORT NUMBER: P980957
 CATALOG NUMBER: NFFLD-C55-7030-66

CANDELA DISTRIBUTION (continued):

	95°	105°	115°	125°	135°	145°	155°	165°	175°	180°
0°	9649.1	9649.1	9649.1	9649.1	9649.1	9649.1	9649.1	9649.1	9649.1	9649.1
2.5°	9641.4	9680.0	9734.0	9818.8	9849.7	9903.7	9949.9	9988.5	9988.5	9973.1
5°	9764.8	9872.8	10019.4	10150.5	10196.8	10250.8	10273.9	10312.5	10304.7	10297.0
7.5°	9872.8	10042.5	10196.8	10289.3	10273.9	10204.5	10158.2	10096.5	10073.4	10088.8
10°	9957.7	10111.9	10181.3	10119.6	9934.5	9772.5	9564.3	9425.4	9356.0	9379.2
12.5°	9988.5	10042.5	9980.8	9641.4	9410.0	9255.8	9086.1	8993.5	8954.9	8962.7
15°	9996.2	9872.8	9533.4	9278.9	9109.2	8916.4	8777.5	8692.7	8692.7	8700.4
17.5°	9834.2	9533.4	9240.3	9047.5	8808.4	8607.9	8530.7	8499.9	8307.0	8337.9
20°	9687.7	9255.8	9093.8	8793.0	8507.6	8376.5	7929.1	7882.8	7890.5	7898.2
22.5°	9379.2	9055.2	8908.7	8515.3	8191.3	7828.8	7767.1	7720.8	7728.6	7728.6
25°	8954.9	8769.8	8569.3	8160.5	7767.1	7697.7	7651.4	7589.7	7558.9	7566.6
27.5°	8715.8	8484.4	8114.2	7767.1	7512.6	7543.4	7489.5	7396.9	7396.9	7404.6
30°	8415.0	8191.3	7697.7	7288.9	7312.0	7358.3	7227.2	7180.9	7157.8	7157.8
32.5°	8044.8	7736.3	7304.3	6918.7	7057.5	7042.1	6880.1	6895.5	6911.0	6895.5
35°	7767.1	7366.0	7003.5	6795.3	6741.3	6679.6	6594.7	6648.7	6671.9	6656.4
37.5°	7697.7	7219.5	6841.5	6695.0	6486.7	6371.0	6394.2	6448.2	6479.0	6471.3
40°	7674.6	7072.9	6702.7	6548.4	6270.8	6170.5	6201.4	6309.3	6347.9	6340.2
42.5°	7643.7	6972.7	6617.9	6432.8	6047.1	5977.7	6124.2	6224.5	6232.2	6224.5
45°	7481.7	6864.7	6563.9	6193.6	5707.7	5792.6	5977.7	6031.7	5939.1	5900.5
47.5°	7103.8	6664.1	6401.9	5900.5	5430.0	5592.0	5615.2	5029.0	4689.6	4612.5
50°	6995.8	6671.9	6216.8	5553.5	5260.4	5422.3	4411.9	3370.6	2946.4	2861.6
52.5°	6965.0	6594.7	6286.2	5190.9	5198.7	4573.9	2784.4	1650.6	1326.7	1265.0
55°	7042.1	6934.1	6401.9	4975.0	4836.1	2977.3	1295.8	779.0	802.2	779.0
57.5°	5314.3	5800.3	6540.7	4635.6	3532.6	1434.6	817.6	755.9	701.9	686.5
60°	3316.6	3779.4	4789.9	3987.7	1812.6	856.2	833.0	701.9	678.8	671.0
62.5°	1095.3	1681.5	2745.9	2622.5	501.4	848.4	840.7	624.8	624.8	624.8
65°	277.7	285.4	755.9	902.4	370.2	755.9	802.2	586.2	570.8	593.9
67.5°	239.1	216.0	401.1	354.8	308.5	524.5	701.9	563.1	532.2	532.2
70°	239.1	254.5	393.4	331.7	192.8	285.4	509.1	347.1	308.5	285.4
72.5°	223.7	246.8	347.1	300.8	131.1	138.8	223.7	115.7	108.0	92.6
75°	192.8	200.5	270.0	270.0	138.8	69.4	92.6	77.1	77.1	69.4
77.5°	131.1	100.3	154.3	192.8	100.3	46.3	38.6	38.6	38.6	30.9
80°	69.4	38.6	38.6	30.9	38.6	38.6	23.1	30.9	30.9	23.1
82.5°	38.6	23.1	23.1	15.4	15.4	23.1	15.4	15.4	15.4	15.4
85°	15.4	15.4	7.7	7.7	7.7	15.4	7.7	7.7	7.7	7.7
87.5°	0.0	0.0	0.0	0.0	0.0	0.0	0.0	0.0	7.7	7.7
90°	0.0	0.0	0.0	0.0	0.0	0.0	0.0	0.0	0.0	0.0

LM-79-2019: Approved Method: Electrical and Photometric Measurements of Solid-State Lighting Products

Report Prepared for

Cooper Lighting Solutions

Lumark

Report Number: SP1-2501-319-10

Test Date: 02/05/2025

Luminaire Tested: NFFLD-C55-7030-66

Data in this report applies to families of products including NFFLD-C55-7030-66

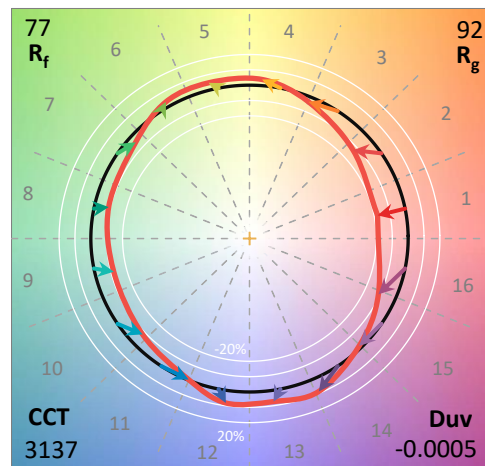
Test Information

Test Method: LM-79-2019
 Report Number: SP1-2501-319-10
 Test Lab: COOPER LIGHTING SOLUTIONS
 Photometer: SP1 - 76IN SPHERE
 Measurement Geometry: 4π
 Issue Date: 02/06/2025
 Manufacturer: COOPER LIGHTING SOLUTIONS
 Product Line: Lumark
 Catalog Number: **NFFLD-C55-7030-66**
 Description: LUMARK NIGHT FALCON 16900LM NEMA 6

Spectral Parameters

CCT (K): 3137
 CIE u': 0.2461
 CIE v': 0.5180
 Duv: -0.0005
 CIE x: 0.4269
 CIE y: 0.3993
 CIE z: 0.1739
 Peak Wavelength (nm): 591
 Dominant Wavelength (nm): 582
 Purity: 47.96229
 Rf: 76.5
 Rg: 91.7

CRI (Ra):	71.4		
R1:	67.1	R9:	-42.3
R2:	84.2	R10:	65.1
R3:	93.4	R11:	60.5
R4:	65.5	R12:	58.2
R5:	67.7	R13:	70.6
R6:	78.9	R14:	96.6
R7:	75.0	R15:	58.2
R8:	39.1		



Test Conditions

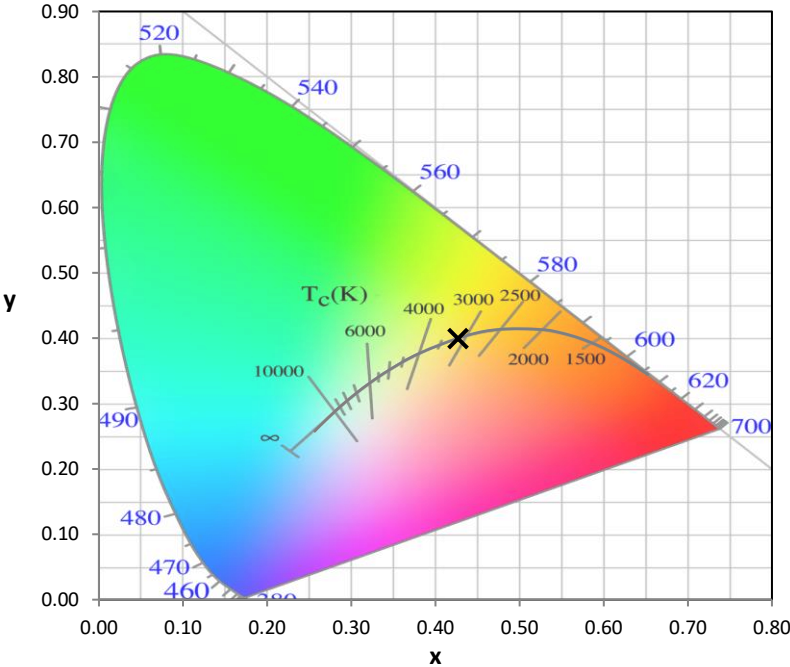
Stabilization Time: 39M
 Operation Time: 1H 39M
 Sphere Temperature (°C): 25.0

REPORT NUMBER: SP1-2501-319-10

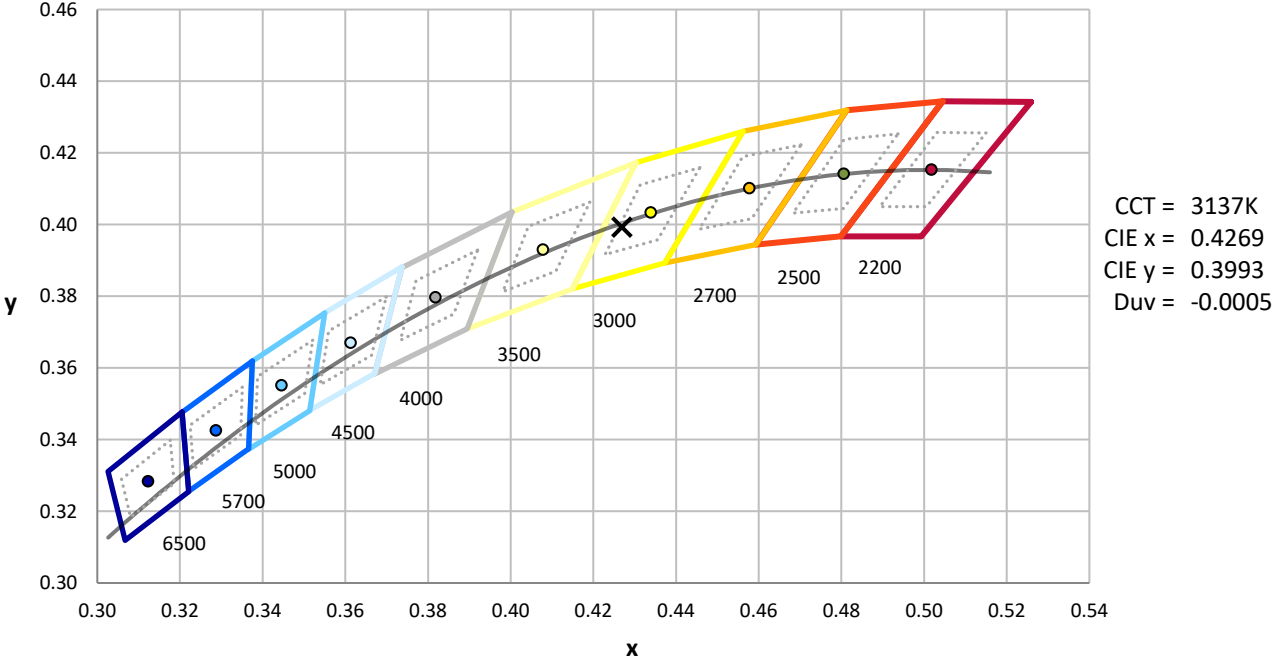
Measurement and Test Equipment			
Instrument	Identification Number	Calibration Date	Calibration Due Date
Photometer	IN0058	12/16/2024	6/16/2025
Power Meter	INXT2011004	1/21/2025	1/21/2026
AC Power Source	IN0063	10/22/2024	10/22/2025
DC Power Source	IN0208	10/22/2024	10/22/2025
Sphere Thermometer	IN0085	10/22/2024	10/22/2025
Room Thermometer	IN0046	10/22/2024	10/22/2025

REPORT NUMBER: SP1-2501-319-10

CIE 1931 Chromaticity Diagram



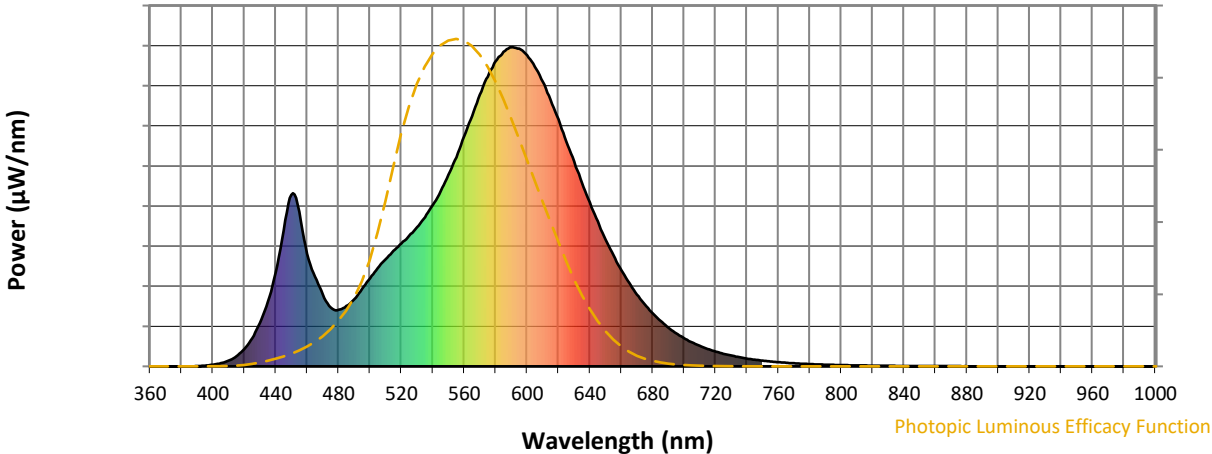
CIE 1931 Chromaticity Diagram with 2017 ANSI 7-Step and 4-Step Quadrangles



Point lies inside the ANSI 3000K 4-step quadrangle

REPORT NUMBER: SP1-2501-319-10

Photopic Flux vs. Wavelength

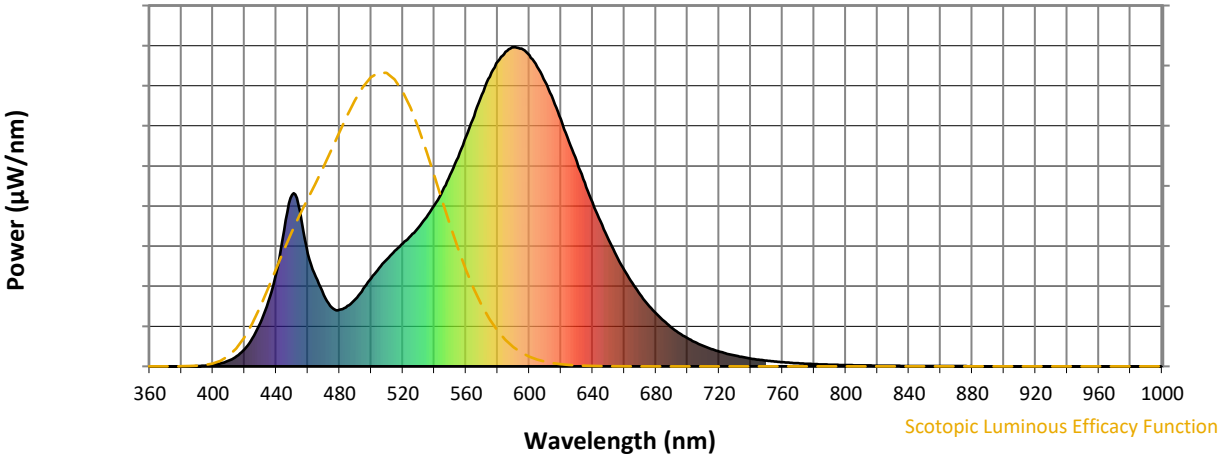


Photopic Lumens: NR

λ (nm)	Power W [^] /nm	Lumens (φ/nm)	λ (nm)	Power W [^] /nm	Lumens (φ/nm)	λ (nm)	Power W [^] /nm	Lumens (φ/nm)	λ (nm)	Power W [^] /nm	Lumens (φ/nm)	λ (nm)	Power W [^] /nm	Lumens (φ/nm)
360	0	NR	490	211	NR	620	774	NR	750	18	NR	880	1	NR
365	0	NR	495	243	NR	625	705	NR	755	15	NR	885	0	NR
370	0	NR	500	276	NR	630	642	NR	760	13	NR	890	0	NR
375	0	NR	505	308	NR	635	575	NR	765	11	NR	895	0	NR
380	0	NR	510	336	NR	640	513	NR	770	10	NR	900	0	NR
385	0	NR	515	362	NR	645	454	NR	775	8	NR	905	0	NR
390	1	NR	520	385	NR	650	397	NR	780	7	NR	910	0	NR
395	3	NR	525	410	NR	655	348	NR	785	6	NR	915	0	NR
400	5	NR	530	437	NR	660	301	NR	790	5	NR	920	0	NR
405	10	NR	535	468	NR	665	261	NR	795	5	NR	925	0	NR
410	18	NR	540	505	NR	670	225	NR	800	4	NR	930	0	NR
415	32	NR	545	549	NR	675	193	NR	805	3	NR	935	0	NR
420	54	NR	550	600	NR	680	166	NR	810	3	NR	940	0	NR
425	89	NR	555	655	NR	685	142	NR	815	3	NR	945	0	NR
430	137	NR	560	721	NR	690	121	NR	820	2	NR	950	0	NR
435	204	NR	565	784	NR	695	103	NR	825	2	NR	955	0	NR
440	293	NR	570	851	NR	700	88	NR	830	2	NR	960	0	NR
445	425	NR	575	907	NR	705	75	NR	835	1	NR	965	0	NR
450	537	NR	580	956	NR	710	64	NR	840	1	NR	970	0	NR
455	484	NR	585	986	NR	715	54	NR	845	1	NR	975	0	NR
460	353	NR	590	1000	NR	720	46	NR	850	1	NR	980	0	NR
465	281	NR	595	996	NR	725	39	NR	855	1	NR	985	0	NR
470	224	NR	600	974	NR	730	34	NR	860	1	NR	990	0	NR
475	184	NR	605	938	NR	735	29	NR	865	1	NR	995	0	NR
480	177	NR	610	891	NR	740	24	NR	870	1	NR	1000	0	NR
485	189	NR	615	835	NR	745	21	NR	875	1	NR			

REPORT NUMBER: SP1-2501-319-10

Scotopic Flux vs. Wavelength

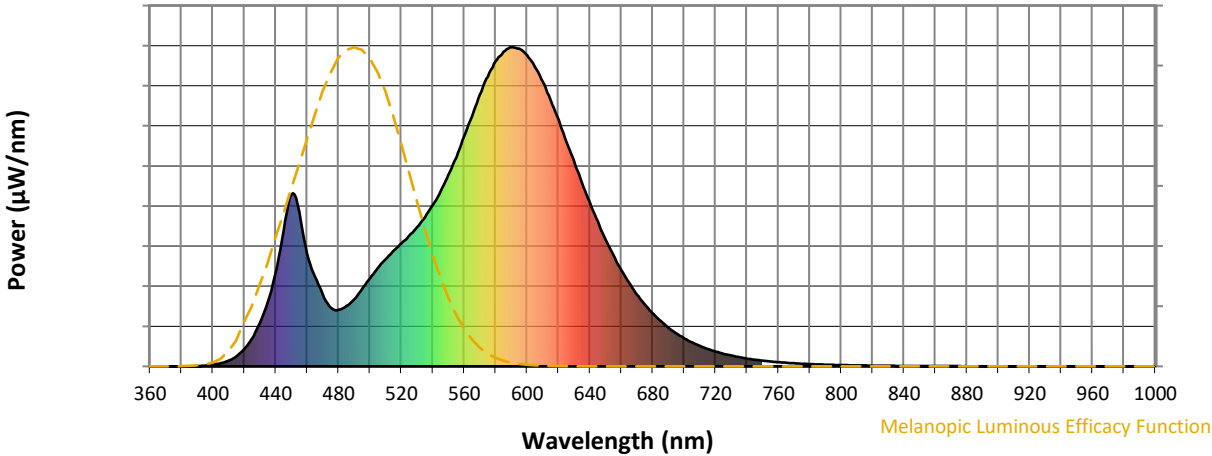


Scotopic Lumens: NR S/P: 1.31

λ (nm)	Power W [^] /nm	Lumens (φ/nm)	λ (nm)	Power W [^] /nm	Lumens (φ/nm)	λ (nm)	Power W [^] /nm	Lumens (φ/nm)	λ (nm)	Power W [^] /nm	Lumens (φ/nm)	λ (nm)	Power W [^] /nm	Lumens (φ/nm)
360	0	NR	490	211	NR	620	774	NR	750	18	NR	880	1	NR
365	0	NR	495	243	NR	625	705	NR	755	15	NR	885	0	NR
370	0	NR	500	276	NR	630	642	NR	760	13	NR	890	0	NR
375	0	NR	505	308	NR	635	575	NR	765	11	NR	895	0	NR
380	0	NR	510	336	NR	640	513	NR	770	10	NR	900	0	NR
385	0	NR	515	362	NR	645	454	NR	775	8	NR	905	0	NR
390	1	NR	520	385	NR	650	397	NR	780	7	NR	910	0	NR
395	3	NR	525	410	NR	655	348	NR	785	6	NR	915	0	NR
400	5	NR	530	437	NR	660	301	NR	790	5	NR	920	0	NR
405	10	NR	535	468	NR	665	261	NR	795	5	NR	925	0	NR
410	18	NR	540	505	NR	670	225	NR	800	4	NR	930	0	NR
415	32	NR	545	549	NR	675	193	NR	805	3	NR	935	0	NR
420	54	NR	550	600	NR	680	166	NR	810	3	NR	940	0	NR
425	89	NR	555	655	NR	685	142	NR	815	3	NR	945	0	NR
430	137	NR	560	721	NR	690	121	NR	820	2	NR	950	0	NR
435	204	NR	565	784	NR	695	103	NR	825	2	NR	955	0	NR
440	293	NR	570	851	NR	700	88	NR	830	2	NR	960	0	NR
445	425	NR	575	907	NR	705	75	NR	835	1	NR	965	0	NR
450	537	NR	580	956	NR	710	64	NR	840	1	NR	970	0	NR
455	484	NR	585	986	NR	715	54	NR	845	1	NR	975	0	NR
460	353	NR	590	1000	NR	720	46	NR	850	1	NR	980	0	NR
465	281	NR	595	996	NR	725	39	NR	855	1	NR	985	0	NR
470	224	NR	600	974	NR	730	34	NR	860	1	NR	990	0	NR
475	184	NR	605	938	NR	735	29	NR	865	1	NR	995	0	NR
480	177	NR	610	891	NR	740	24	NR	870	1	NR	1000	0	NR
485	189	NR	615	835	NR	745	21	NR	875	1	NR			

REPORT NUMBER: SP1-2501-319-10

Melanopic Flux vs. Wavelength



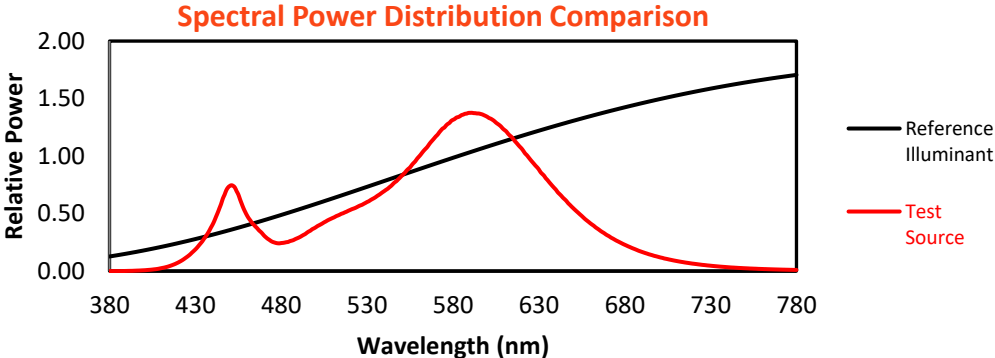
Melanopic Lumens: NR

M/P: 2.52

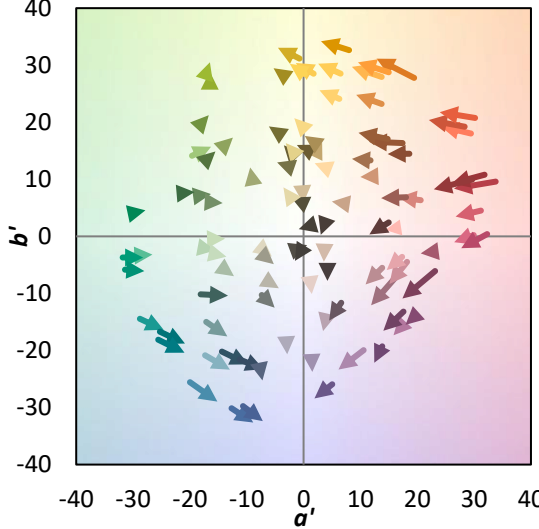
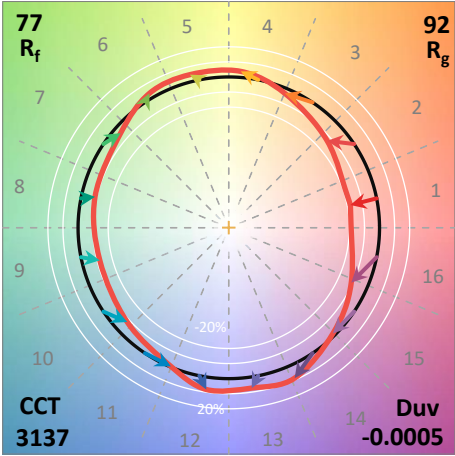
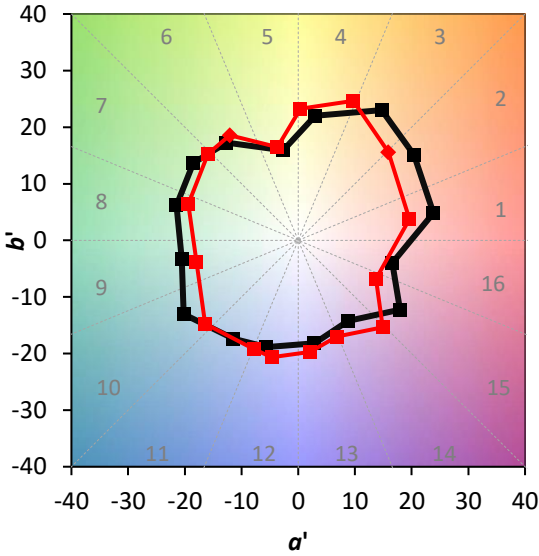
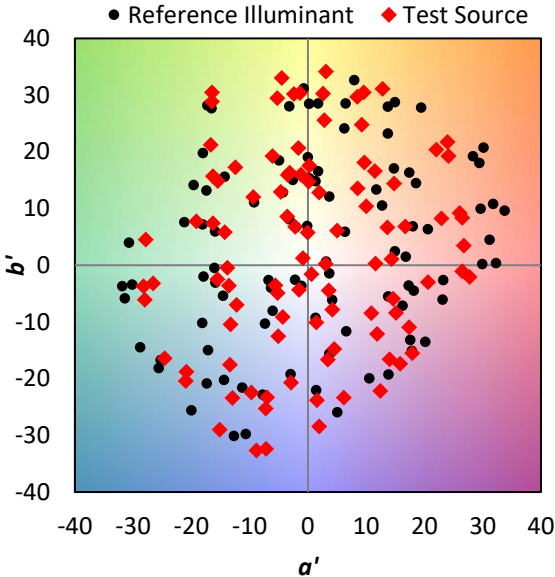
λ (nm)	Power W [^] /nm	Lumens (φ/nm)	λ (nm)	Power W [^] /nm	Lumens (φ/nm)	λ (nm)	Power W [^] /nm	Lumens (φ/nm)	λ (nm)	Power W [^] /nm	Lumens (φ/nm)	λ (nm)	Power W [^] /nm	Lumens (φ/nm)
360	0	NR	490	211	NR	620	774	NR	750	18	NR	880	1	NR
365	0	NR	495	243	NR	625	705	NR	755	15	NR	885	0	NR
370	0	NR	500	276	NR	630	642	NR	760	13	NR	890	0	NR
375	0	NR	505	308	NR	635	575	NR	765	11	NR	895	0	NR
380	0	NR	510	336	NR	640	513	NR	770	10	NR	900	0	NR
385	0	NR	515	362	NR	645	454	NR	775	8	NR	905	0	NR
390	1	NR	520	385	NR	650	397	NR	780	7	NR	910	0	NR
395	3	NR	525	410	NR	655	348	NR	785	6	NR	915	0	NR
400	5	NR	530	437	NR	660	301	NR	790	5	NR	920	0	NR
405	10	NR	535	468	NR	665	261	NR	795	5	NR	925	0	NR
410	18	NR	540	505	NR	670	225	NR	800	4	NR	930	0	NR
415	32	NR	545	549	NR	675	193	NR	805	3	NR	935	0	NR
420	54	NR	550	600	NR	680	166	NR	810	3	NR	940	0	NR
425	89	NR	555	655	NR	685	142	NR	815	3	NR	945	0	NR
430	137	NR	560	721	NR	690	121	NR	820	2	NR	950	0	NR
435	204	NR	565	784	NR	695	103	NR	825	2	NR	955	0	NR
440	293	NR	570	851	NR	700	88	NR	830	2	NR	960	0	NR
445	425	NR	575	907	NR	705	75	NR	835	1	NR	965	0	NR
450	537	NR	580	956	NR	710	64	NR	840	1	NR	970	0	NR
455	484	NR	585	986	NR	715	54	NR	845	1	NR	975	0	NR
460	353	NR	590	1000	NR	720	46	NR	850	1	NR	980	0	NR
465	281	NR	595	996	NR	725	39	NR	855	1	NR	985	0	NR
470	224	NR	600	974	NR	730	34	NR	860	1	NR	990	0	NR
475	184	NR	605	938	NR	735	29	NR	865	1	NR	995	0	NR
480	177	NR	610	891	NR	740	24	NR	870	1	NR	1000	0	NR
485	189	NR	615	835	NR	745	21	NR	875	1	NR			

Summary

$R_f = 76.5$
 $R_g = 91.7$
 $CIE R_a = 71.4$
 $R_9 = -42.3$

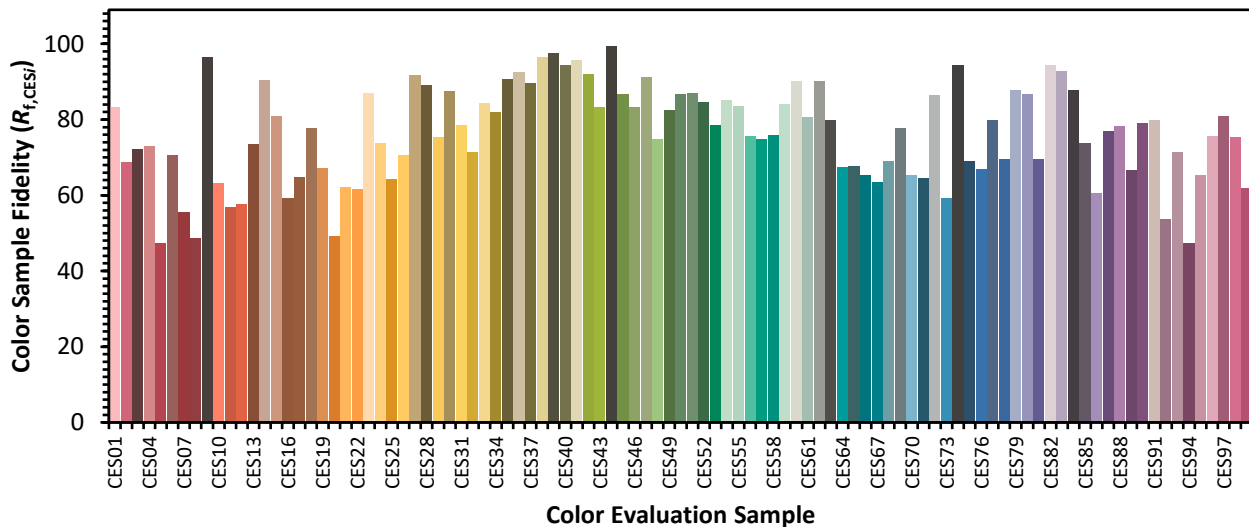


Color Vector Graphics

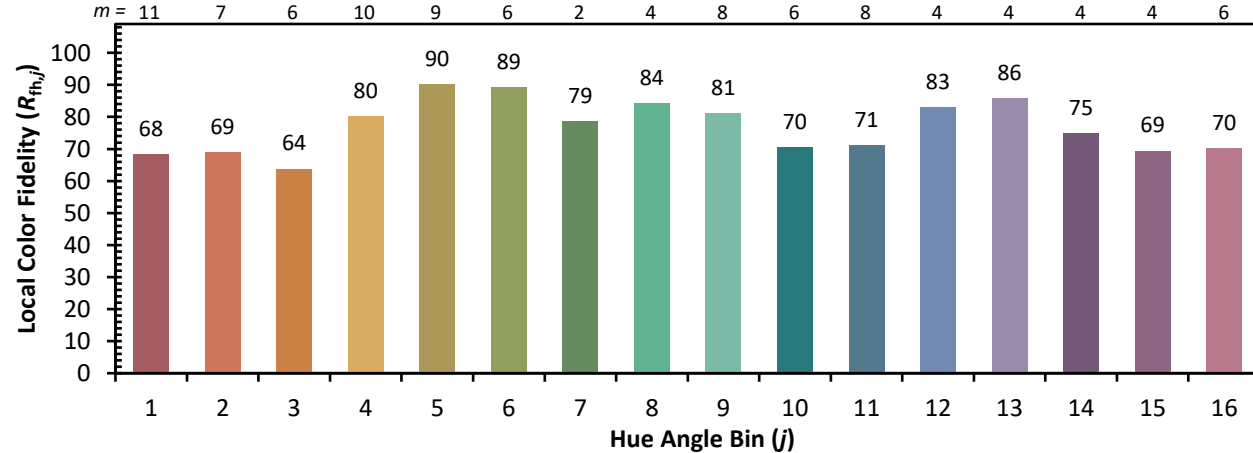
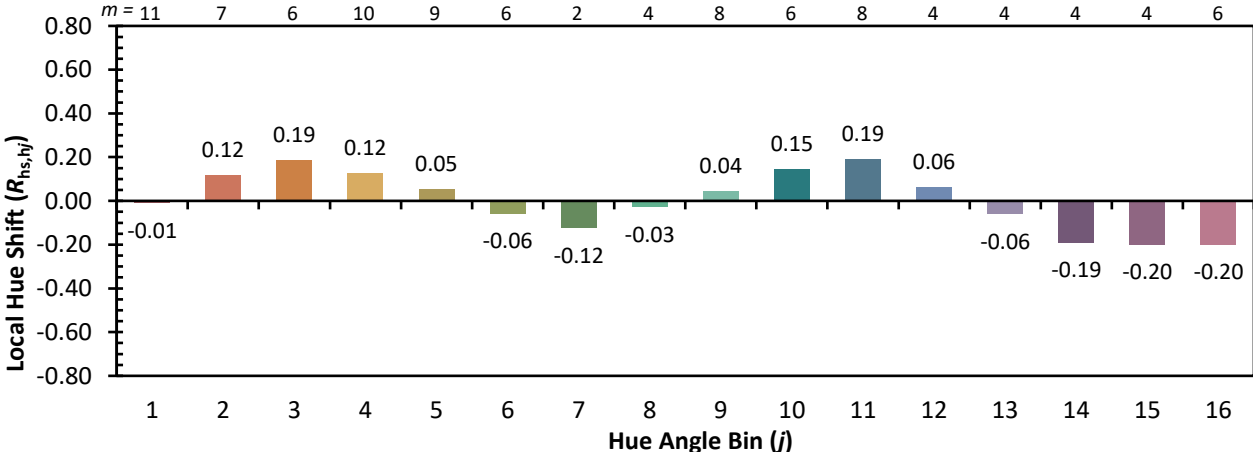
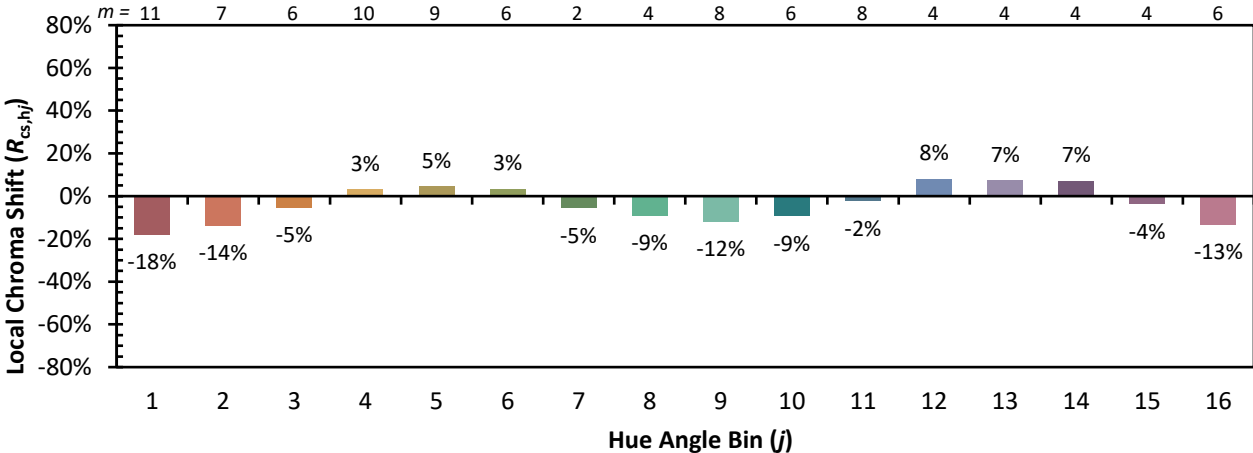


Individual Sample Fidelity Index ($R_{f,i}$)

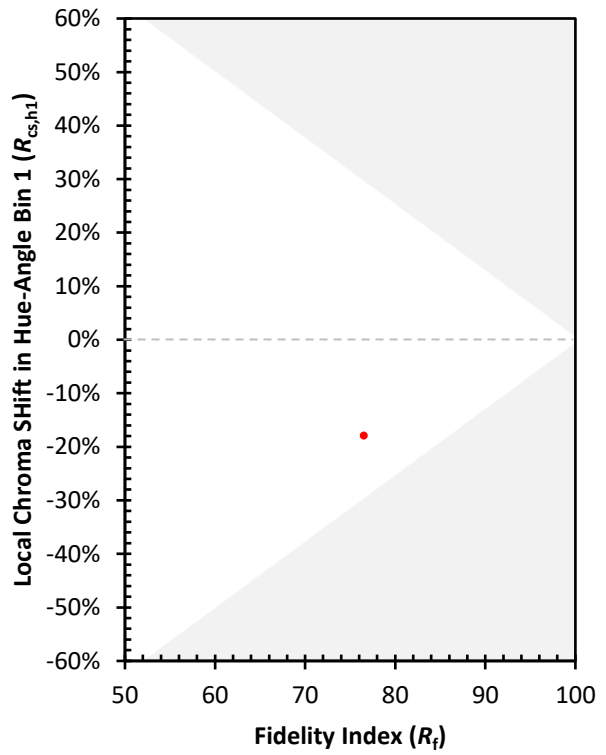
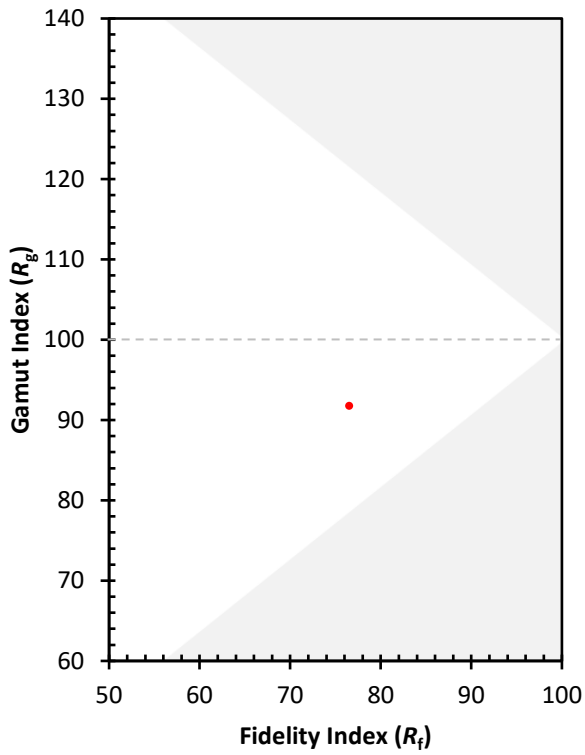
CES01 = 86	CES26 = 71	CES51 = 87	CES76 = 67
CES02 = 62	CES27 = 92	CES52 = 85	CES77 = 80
CES03 = 31	CES28 = 89	CES53 = 79	CES78 = 70
CES04 = 71	CES29 = 75	CES54 = 85	CES79 = 88
CES05 = 49	CES30 = 88	CES55 = 84	CES80 = 87
CES06 = 51	CES31 = 79	CES56 = 76	CES81 = 70
CES07 = 41	CES32 = 71	CES57 = 75	CES82 = 94
CES08 = 40	CES33 = 84	CES58 = 76	CES83 = 93
CES09 = 29	CES34 = 82	CES59 = 84	CES84 = 88
CES10 = 76	CES35 = 91	CES60 = 90	CES85 = 74
CES11 = 59	CES36 = 92	CES61 = 81	CES86 = 60
CES12 = 65	CES37 = 90	CES62 = 90	CES87 = 77
CES13 = 43	CES38 = 96	CES63 = 80	CES88 = 78
CES14 = 74	CES39 = 98	CES64 = 67	CES89 = 67
CES15 = 71	CES40 = 94	CES65 = 68	CES90 = 79
CES16 = 47	CES41 = 96	CES66 = 65	CES91 = 80
CES17 = 50	CES42 = 92	CES67 = 64	CES92 = 54
CES18 = 56	CES43 = 83	CES68 = 69	CES93 = 71
CES19 = 73	CES44 = 99	CES69 = 78	CES94 = 47
CES20 = 66	CES45 = 87	CES70 = 65	CES95 = 65
CES21 = 87	CES46 = 83	CES71 = 65	CES96 = 76
CES22 = 79	CES47 = 91	CES72 = 87	CES97 = 81
CES23 = 92	CES48 = 75	CES73 = 59	CES98 = 75
CES24 = 91	CES49 = 83	CES74 = 94	CES99 = 62
CES25 = 72	CES50 = 87	CES75 = 69	



Color Rendition by Hue-Angle Bin



Measure Comparisons



(END OF REPORT)